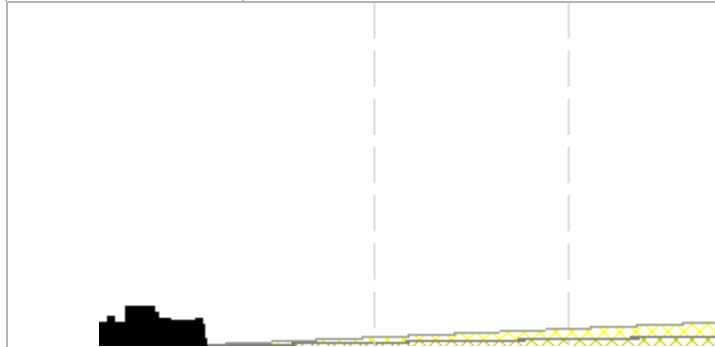


RUSH MH 4 Beam Photometrics

Standard Lens (5°)

Distance (m.)	15	30	45	60	75
Cutoff	1.3	2.6	3.9	5.2	6.6
1/2 peak	0.4	0.8	1.2	1.6	2.0
Illuminance (lux)	22924	5731	2547	1433	917



Efficiency

111%

Half-peak diameter

0.03 X distance(m)

Cutoff diameter

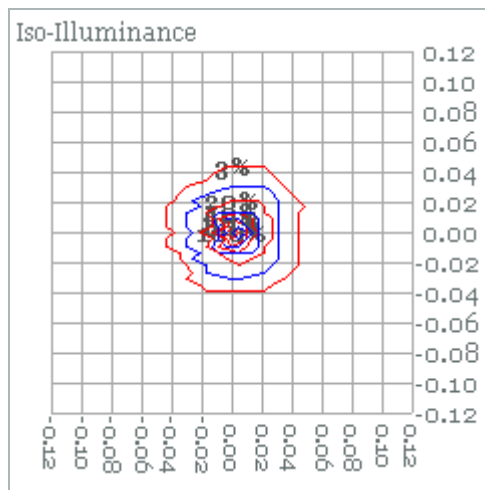
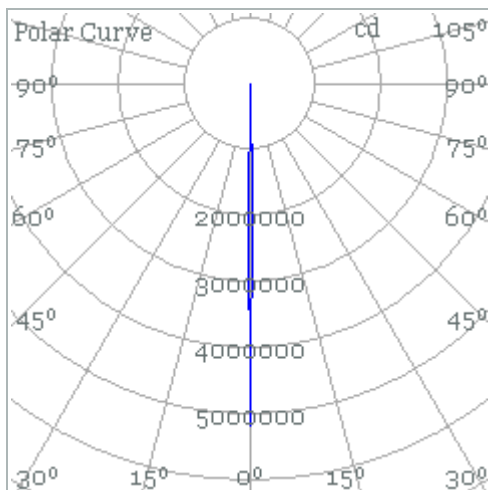
0.09 X distance(m)

Illuminance

$5158000 / \text{distance}^2$ (lux)

Total Output

5700 (lumens)



Light Distribution

